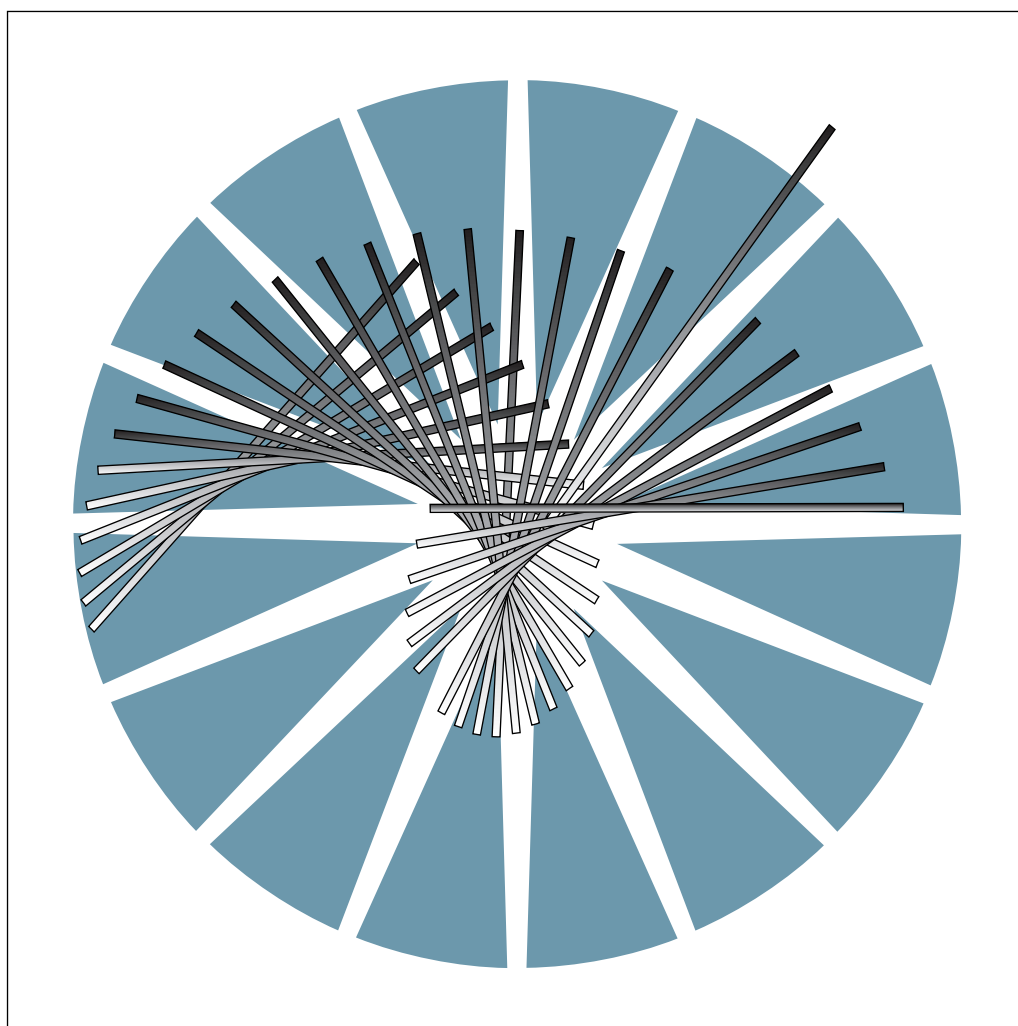


3745 and 3746 Controller Expansion



Parts Catalog



3745 and 3746 Controller Expansion



Parts Catalog

Note!

Before using this information and the product it supports, be sure to read the general information under "Notices" on page v.

Third edition (June 1997)

The information contained in this manual is subject to change from time to time. Any such changes will be reported in subsequent revisions. Changes have been made throughout this edition, and this manual should be read in its entirety.

Order publications through your IBM representative or the IBM branch office serving your locality. Publications are not stocked at the address given below.

A form for readers' comments appears at the back of this publication. If the form has been removed, address your comments to:

IBM France
Centre d'Etudes et Recherches
Service 0798 BP 79
06610 La Gaude
France

- FAX: (33) 93.24.77.97
- EMAIL: FRIBMFGP at IBMMAIL
- IBM Internal Use: LGERCF at LGEPROFS
- Internet: rcf_lagaude@vnet.ibm.com

When you send information to IBM, you grant IBM a non-exclusive right to use or distribute the information in any way it believes appropriate without incurring any obligation to you.

© **Copyright International Business Machines Corporation 1997.. All rights reserved.**

Note to U.S. Government Users — Documentation related to restricted rights — Use, duplication or disclosure is subject to restrictions set forth in GSA ADP Schedule Contract with IBM Corp.

Contents

Notices	v
About This Book	vii
How to Use This Parts Catalog	viii
Part Listing Glossary	ix
Visual Index 1, Front View	x
Visual Index 2, Rear View	xi
Catalog Section	1
Assembly 1: Frame and Cover Assembly (Part 1 of 2)	2
Assembly 2: Frame and Cover Assembly (Part 2 of 2)	4
Assembly 3: Service Processor Kit, Plate, Brackets and Drawer Asm	6
Assembly 4: NNP and MAE Kit Assembly	8
Assembly 5: AC Distribution Box Assembly	10
Assembly 6: Power Attachment Cord	12
Part Number Index	15

Notices

References in this publication to IBM products, programs or services do not imply that IBM intends to make these available in all countries in which IBM operates. Any reference to an IBM product, program, or service is not intended to state or imply that only IBM's product, program, or service may be used. Any functionally equivalent product, program, or service that does not infringe any of IBM's intellectual property rights may be used instead of the IBM product, program, or service. Evaluation and verification of operation in conjunction with other products, except those expressly designated by IBM, is the user's responsibility.

IBM may have patents or pending patent applications covering subject matter in this document. The furnishing of this document does not give you any license to these patents. You can send license inquiries, in writing, to the IBM Director of Commercial Relations, IBM Corporation, Purchase, NY 10577, U.S.A.

About This Book

This Parts Catalog (PC) contains listings and illustrations of all replaceable assemblies, subassemblies, and detail parts for the 3745 and 3746 Controller Expansion.

The information herein allows stock and maintenance personnel to identify, requisition, and issue replacements parts.

How to Use This Parts Catalog

HOW TO FIND PART INFORMATION

WHEN ASSEMBLY
LOCATION IS KNOWN



PERFORM STEPS

(A) (B) (D)

WHEN ASSEMBLY
NAME IS KNOWN



PERFORM STEPS

(B) (C) (D)

WHEN PART NUMBER
IS KNOWN



PERFORM STEPS

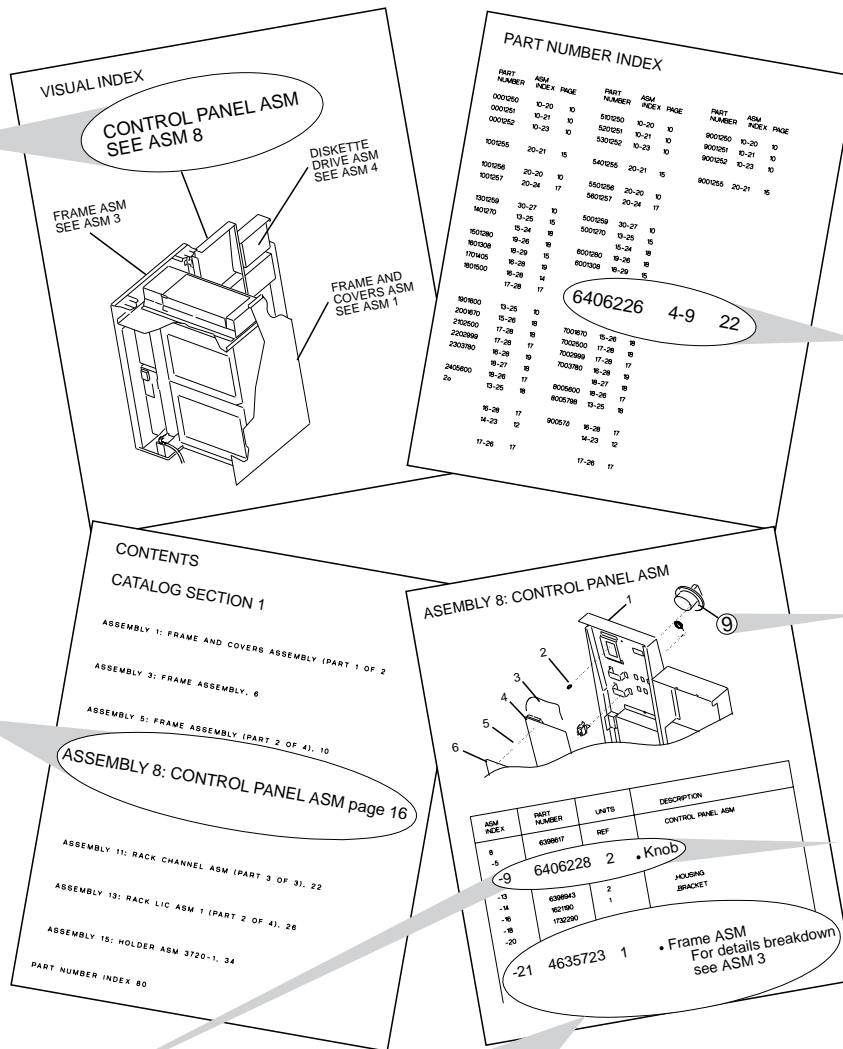
(E) (F) (G)

(A) Turn to the visual index then locate, by illustration, the assembly containing the part.

(B) Turn to the page for that assembly, then locate the part visually.

(C) Turn to the contents page, then locate, by name, the assembly containing the part.

(D) Using the part number index shown with the part, refer to the accompanying listing to obtain the part number, description, and quantity.



(E) Turn to the part number index, then note the ASM and index number given for that part number.

(F) Turn to the ASM number given, then find the index number on the illustration.

(G) Find the corresponding index number in the accompanying listing to obtain the description and quantity of the part.

NOTE:

If the desired item is part of a subassembly not broken down within that ASM, refer to the ASM assigned to the subassembly; locate the part visually; and obtain the part number description, and quantity from the accompanying listing.

Part Listing Glossary

① **NONE** When this notation appears in the Part Number column, it denotes a part or group of parts that have not been assigned a part number. The part number of cards and boards is not given because it is subject to frequent changes.

② **NR** this notation in the Units column denotes a part not recommended for field replacement.

③ **AR** this notation in the Units column indicates that the quantity is as required.

④ **SIMILAR ASSEMBLIES** If two or more assemblies contain a majority of identical parts, they are combined in the same listing. Parts common to assemblies are illustrated and listed by one index number.

Parts specific to one or the other of the assemblies are listed separately and identified either in the description of the part, or

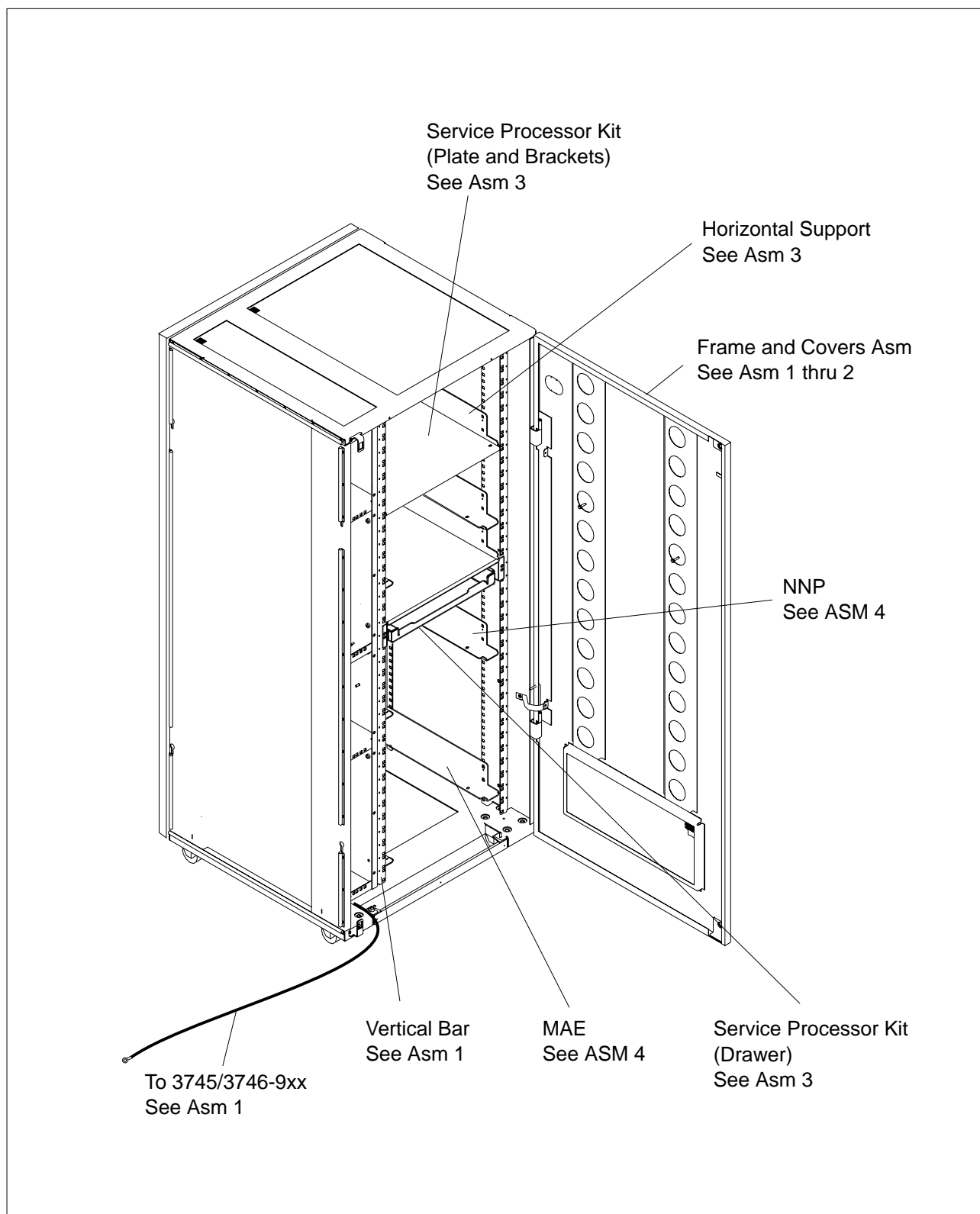
⑤ **REF** this notation in the Units column indicates that the listing of the assembly is repeated and reference should be made to its previous listing for the quantity required.

⑥ **INDENTATION** the indentation of items in the Description column of the table below shows the relationship between assemblies, subassemblies and detail parts. For example:

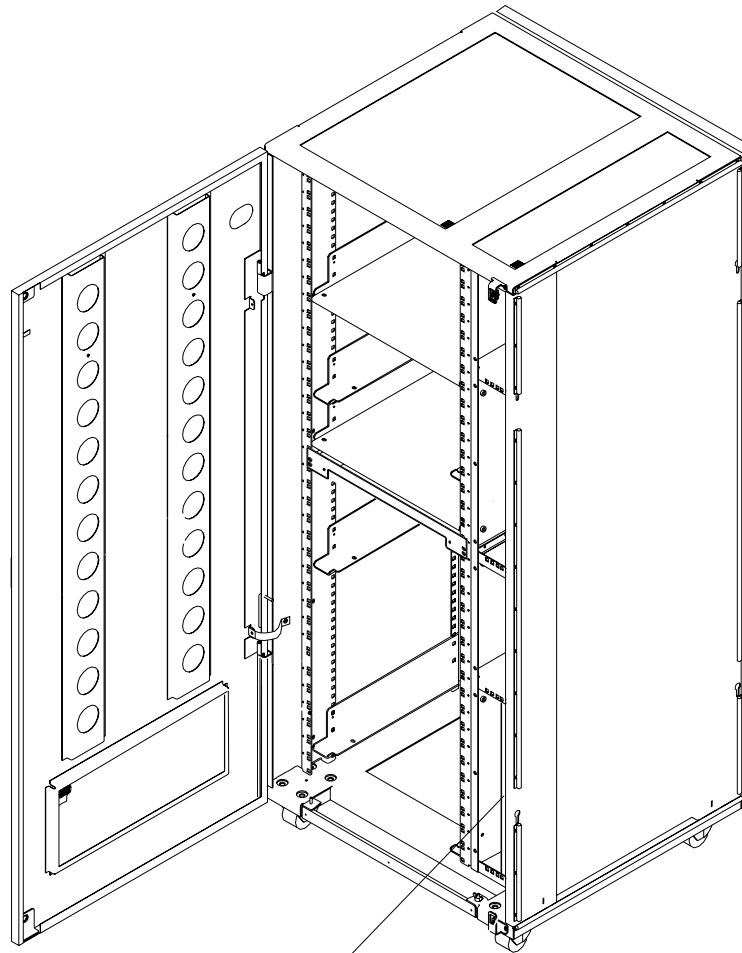
Not dot		MAIN ASSEMBLY
One dot	●	Detail parts of main ASM
One dot	●	Assembly within main ASM
Two dots	● ●	Detail part of 1 dot ASM
Two dots	● ●	Assembly within 1 dot ASM
Three dots	● ● ●	Detail parts of 2 dot ASM

Asm-Index	Part Number	Units	Description
8-	NONE	REF	Final Assembly
-1	1501460	1	● Disk Drive ASM
-2	6426882	1	● Bracket
-3	10170	4	● Screw, Slot Bind HD-6/32 X 0.250 LG
-4	NONE	1	● Power Attachment Cord
-5	6398770	8	● Modular Dummy
-6	6398942	1	● Overlay-English
-6	6427178	1	● Overlay-French
-6	6427181	1	● Overlay-Portuguese
-6	6428182	1	● Overlay-Spanish
-7	6398936	NR	● Cover
-8	1621197	AR	● Screw, Pan HD-M4 X 6 LG

Visual Index 1, Front View



Visual Index 2, Rear View

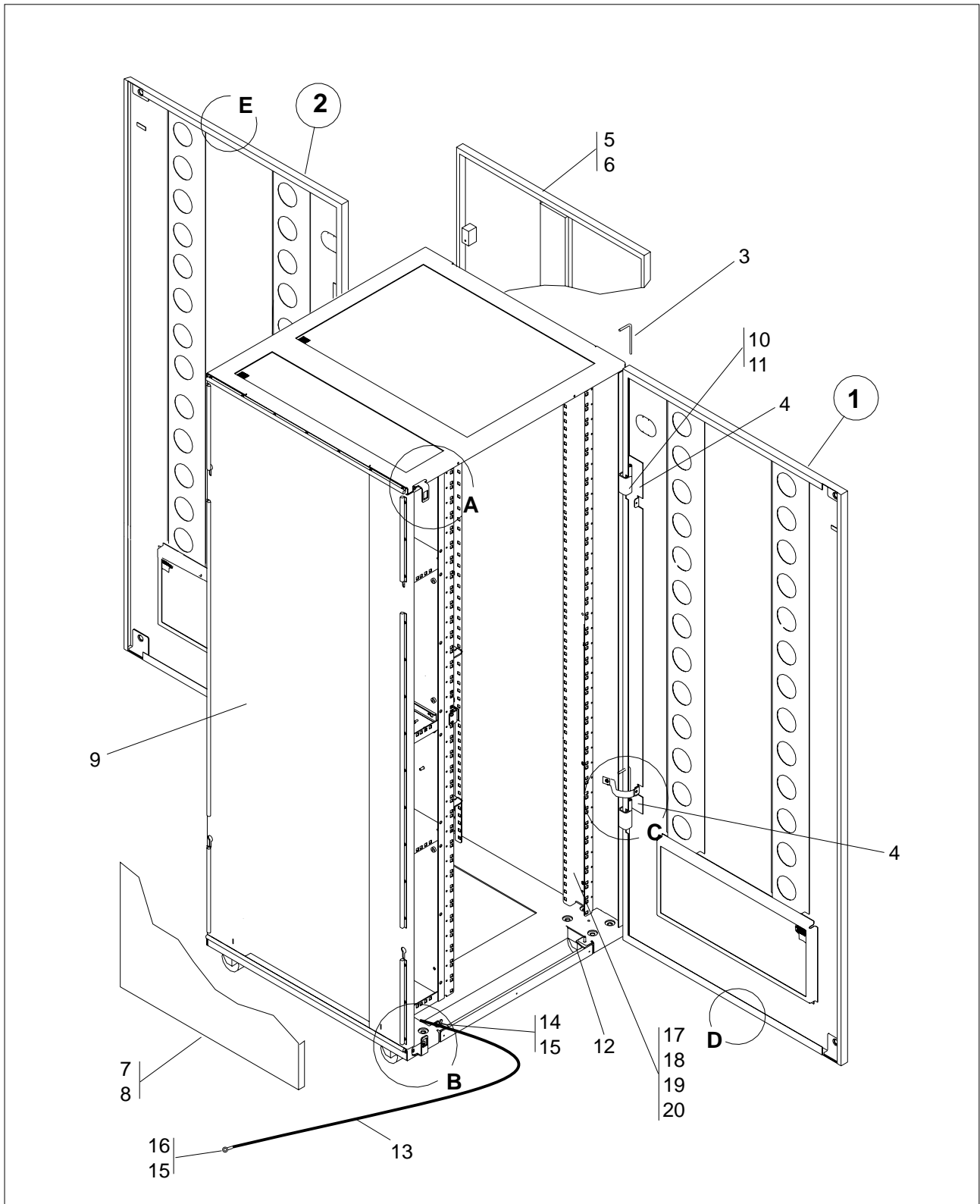


Distribution Box ASM
See ASM 5

Power Attachment Cord ASM
See ASM 6

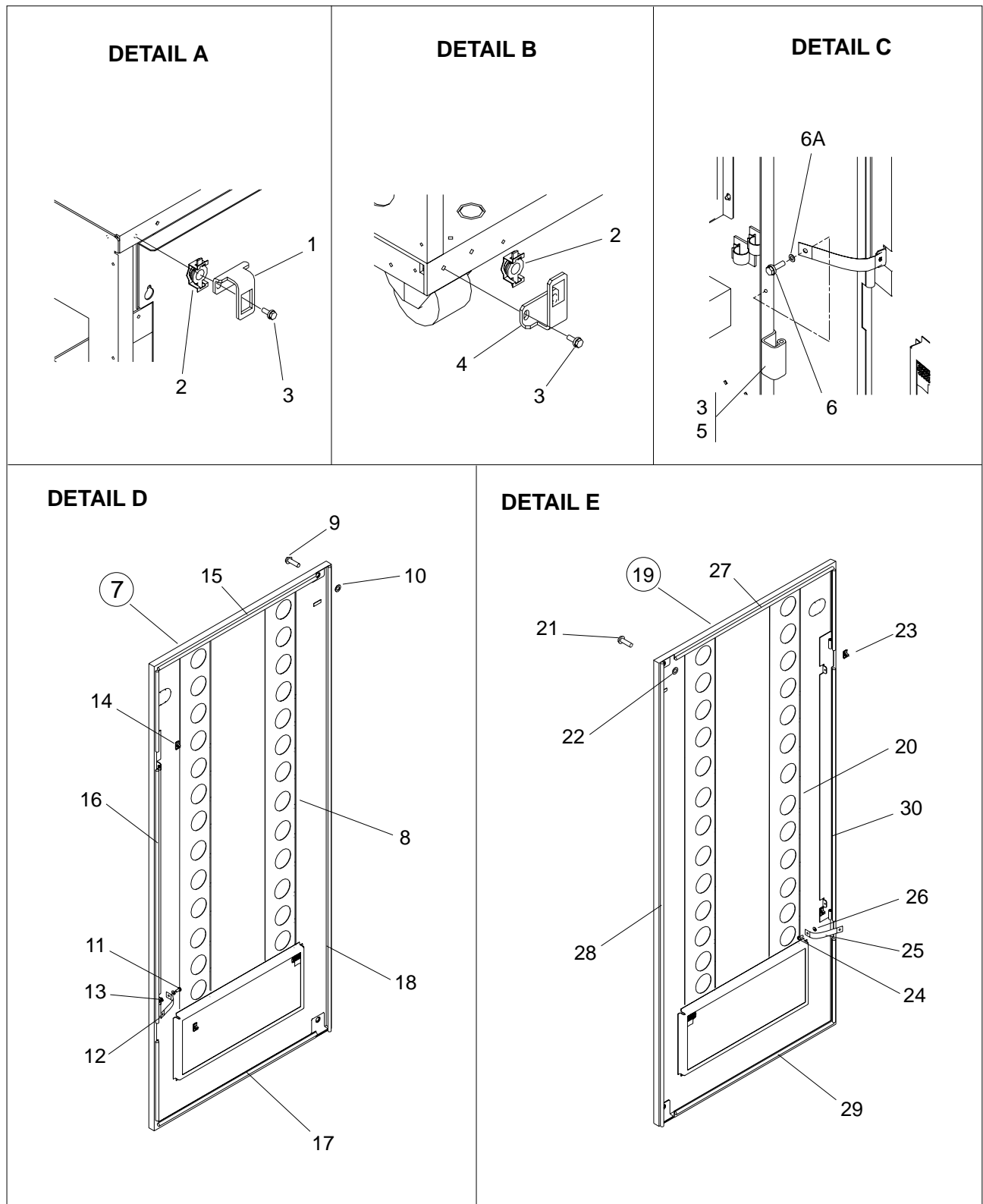
Catalog Section

Assembly 1: Frame and Cover Assembly (Part 1 of 2)



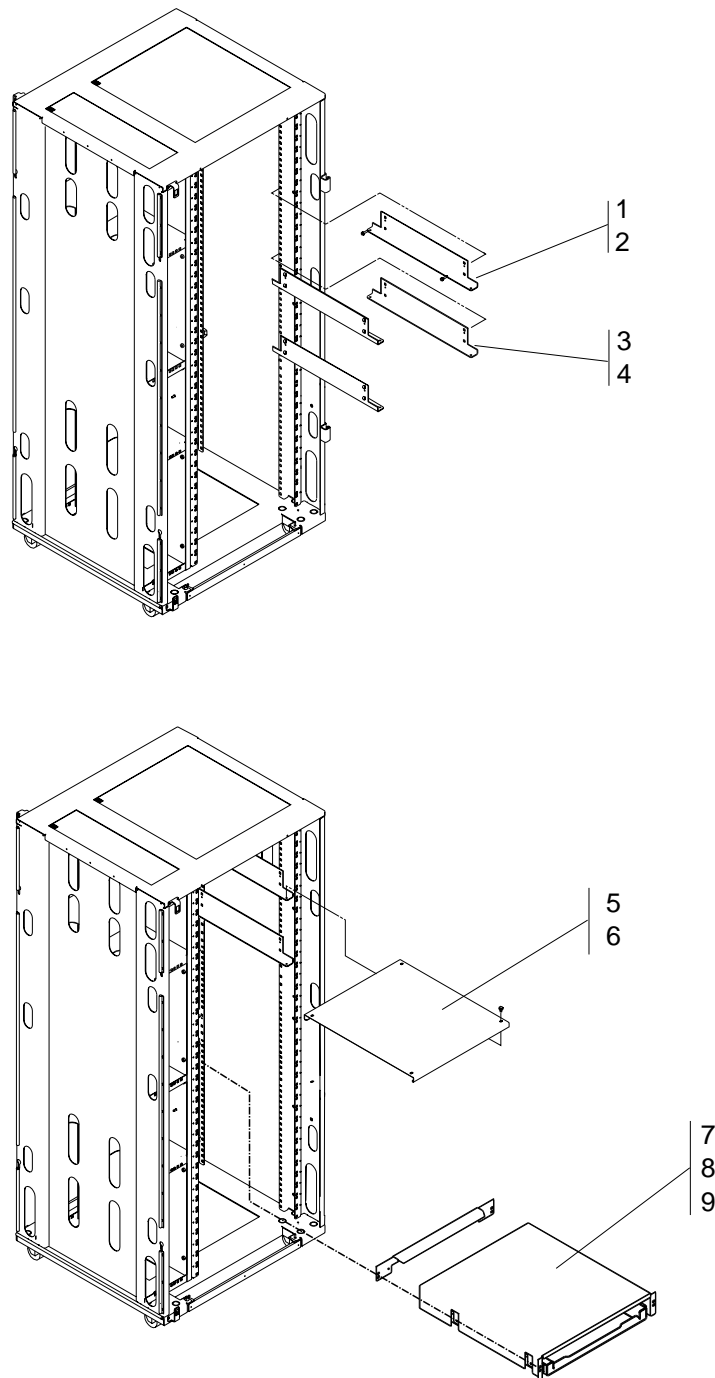
Asm- Index	Part Number	Units	Description
1-	NONE	REF	Frame and Cover Assembly (Part 1 of 2)
-1	58G5770	1	<ul style="list-style-type: none"> • Front Cover ASM For Detail Breakdown see ASM 2.
-2	34F1449	1	<ul style="list-style-type: none"> • Rear Cover Assembly For Detail Breakdown see ASM 2.
-3	6496006	4	<ul style="list-style-type: none"> • Shaft
-4	09G3004	4	<ul style="list-style-type: none"> • Clamp
-5	6495760	1	<ul style="list-style-type: none"> • End Cover
-6	1621212	4	<ul style="list-style-type: none"> • Screw, Pan HD- M5 X 16 LG
-7	6495760	1	<ul style="list-style-type: none"> • End Cover
-8	1621212	4	<ul style="list-style-type: none"> • Screw, Pan HD- M5 X 16 LG
-9	58G5751	1	<ul style="list-style-type: none"> • Frame Controller Expansion
-10	6495763	4	<ul style="list-style-type: none"> • Bracket
-11	1621210	8	<ul style="list-style-type: none"> • Screw, Pan HD- M5 X 10 LG
-12	72F1023	4	<ul style="list-style-type: none"> • Caster with Bumper Delivered by 4
-13	58G5691	1	<ul style="list-style-type: none"> • Jumper Green/Yellow (Mandatory)
-14	1673983	1	<ul style="list-style-type: none"> • Screw, Pan HD- M5 X 6 LG
-15	17G5852	2	<ul style="list-style-type: none"> • Lockwasher, Ext, M4
-16	1621197	1	<ul style="list-style-type: none"> • Screw, Pan HD- M4 X 6 LG
-17	58G5753	4	<ul style="list-style-type: none"> • Vertical Bar
-18	1621230	24	<ul style="list-style-type: none"> • Screw, Pan HD- M6 X 12 LG
-19	1622348	16	<ul style="list-style-type: none"> • Lock Washer On Top and Bottom.
-20	1622405	8	<ul style="list-style-type: none"> • Nut On Top and Bottom.

Assembly 2: Frame and Cover Assembly (Part 2 of 2)



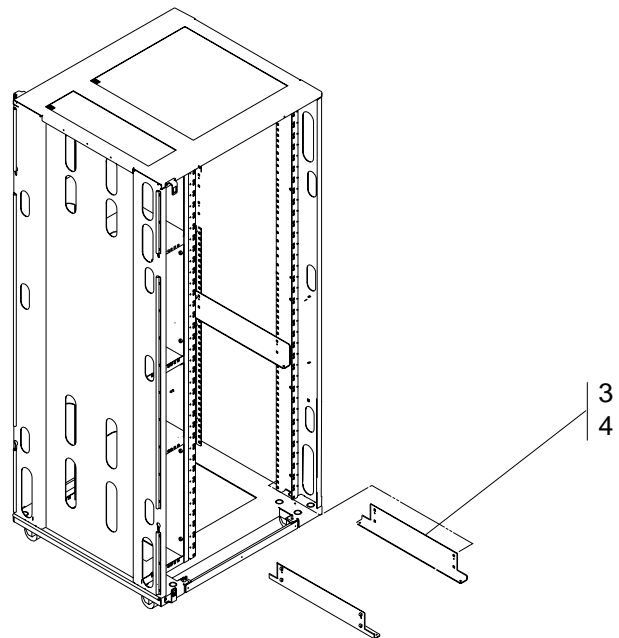
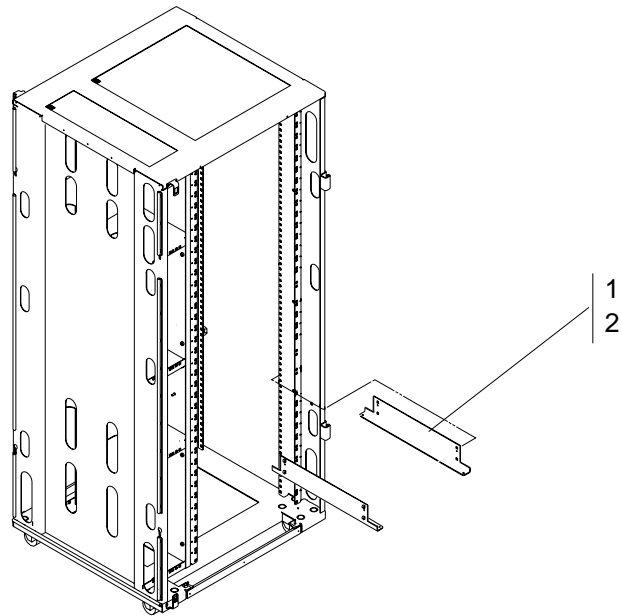
Asm- Index	Part Number	Units	Description
2-	NONE	REF	Frame and Cover Assembly (Part 2 of 2)
-1	6496007	2	• Bracket
-2	6406241	2	• Latch
-3	1621210	AR	• Screw,Pan HD- M5 X 10 LG
-4	63F2448	2	• Bracket
-5	6494763	4	• Bracket
-6	1621197	3	• Screw,Pan HD- M4 X 6 LG
-6A	17G5852	3	• Lockwasher,Ext,M4
-7	58G5770	REF	• • Front Cover Assembly
-8	58G5772	1	• • Front Cover Frame
-9	6406240	2	• • Stud
-10	1693573	2	• • Retainer
-11	1621197	2	• • Screw,
-12	72F1250	1	• • Jumper Assembly
-13	17G5852	1	• • Lockwasher,Ext,M4
-14	09F3004	1	• • Clamp
-15	6496002	2	• • Gasket
-16	6495999	1	• • Gasket
-17	65X8879	2	• • Gasket
-18	6495997	1	• • Gasket
-19	34F1449	REF	• Rear Cover Assembly
-20	03F7484	1	• • Rear Cover Frame
-21	6406240	2	• • Stud
-22	1693573	2	• • Retainer
-23	09F3004	1	• • Clamp
-24	1621197	2	• • Screw,
-25	72F1250	1	• • Jumper Assembly
-26	17G5852	1	• • Lockwasher,Ext,M4
-27	65X8879	2	• • Gasket
-28	6495997	1	• • Gasket
-29	6496002	2	• • Gasket
-30	6495999	1	• • Gasket

Assembly 3: Service Processor Kit, Plate, Brackets and Drawer Asm



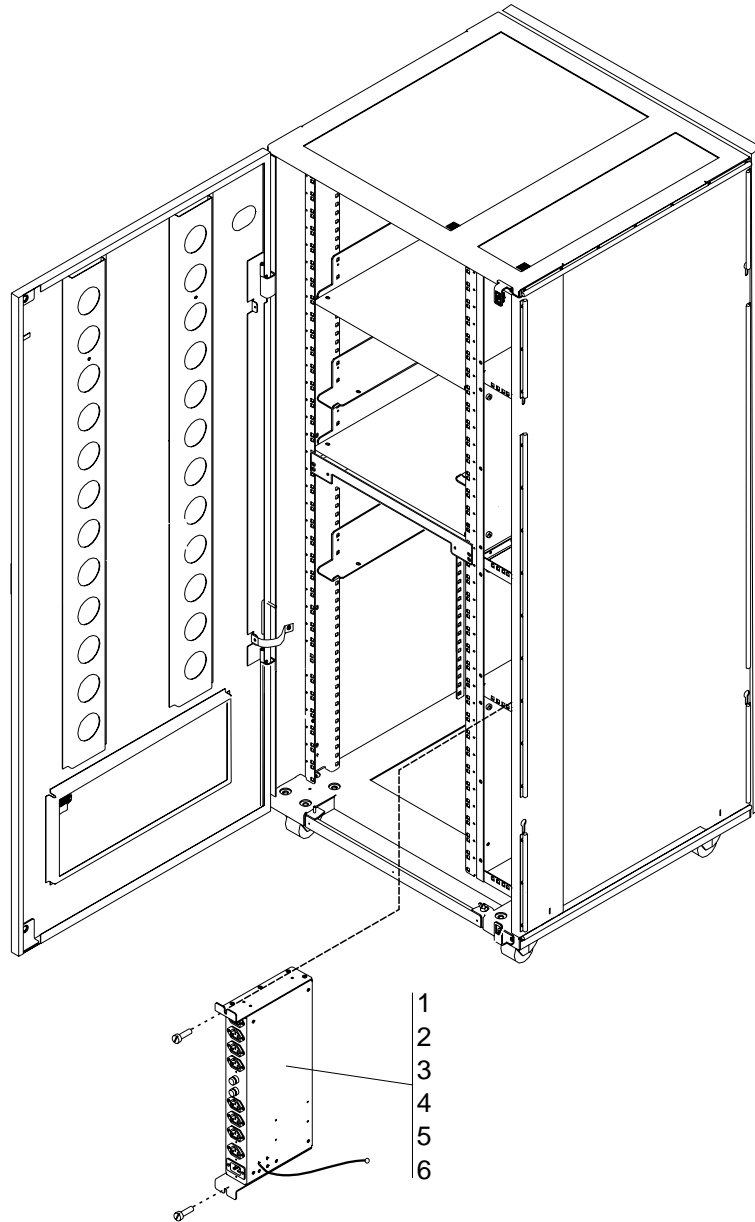
Asm- Index	Part Number	Units	Description
3-	NONE	REF	Service Processor Kit, Plate, Brackets and Drawer Assembly
-1	58G5752	2	• Horizontal Support
-2	2665527	4	• Screw, Pan HD- M4 X 10 LG
-3	58G5752	2	• Horizontal Support Used for NNP (Network Node Processor)
-4	2665527	4	• Screw, Pan HD- M4 X 10 LG
-5	58G5755	1	• Plate for Display
-6	1621230	4	• Screw, Pan HD- M6 X 12 LG
-7	58G5763	1	• Service Drawer
-8	1621230	4	• Screw, Pan HD- M6 X 12 LG
-9	58G5766	4	• Captive Nut

Assembly 4: NNP and MAE Kit Assembly



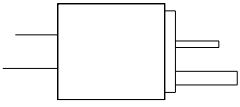
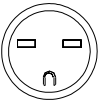
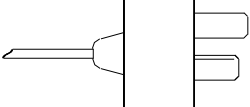
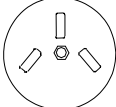
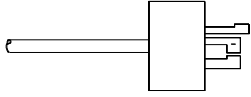

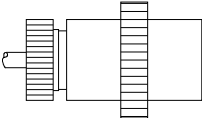

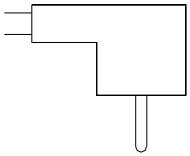
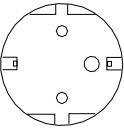
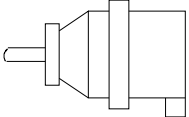

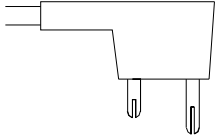
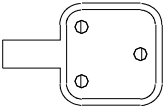
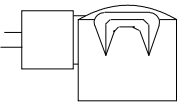
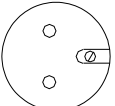
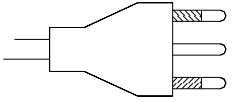
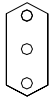
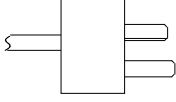
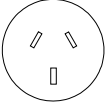
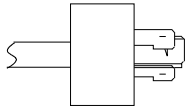

Asm- Index	Part Number	Units	Description
4-	NONE	REF	NNP and MAE Kit Assembly
-1	58G5752	2	<ul style="list-style-type: none"> • Horizontal Support Used for NNP (Network Node Processor)
-2	2665527	4	<ul style="list-style-type: none"> • Screw, Pan HD- M4 X 10 LG
-3	58G5752	2	<ul style="list-style-type: none"> • Horizontal Support Used for MAE (Multiaccess Enclosure)
-4	2665527	4	<ul style="list-style-type: none"> • Screw, Pan HD- M4 X 10 LG

Assembly 5: AC Distribution Box Assembly



Asm- Index	Part Number	Units	Description
5-	NONE	REF	AC Distribution Box Assembly
-1	58G5775	1	• Distribution Box Assembly
-2	1621230	2	• Screw, Pan HD- M6 X 12 LG
-3	63F2459	1	• Jumper
-4	1673983	2	• Screw, Pan HD- M5 X 6 LG
-5	17G5852	2	• Lockwasher, Ext, M4
-6	58G5766	2	• Captive Nut

Assembly 6: Power Attachment Cord

5   250 V 15 A	32   250 V 16 A
10   250 V 15 A	34   250 V 15 A
18   250 V 16 A	46   250 V 16 A
22   250 V 16 A	49   250 V 16 A
25   250 V 16 A	54   250 V 15 A
29   250 V 18 A	

Asm- Index	Part Number	Units	Description
6-	NONE	REF	Power Attachment Cord
-5	14F1548	1	• Power Attachment Cord Assembly, 4,30 m
-10	14F1550	1	• Power Attachment Cord Assembly, 4,30 m
-18	14F1554	1	• Power Attachment Cord Assembly, 4,30 m
-22	14F1557	1	• Power Attachment Cord Assembly, 4,30 m
-25	14F1560	1	• Power Attachment Cord Assembly, 4,30 m
-29	14F1553	1	• Power Attachment Cord Assembly, 4,30 m
-32	14F1561	1	• Power Attachment Cord Assembly, 4,30 m
-34	86F2645	1	• Power Attachment Cord Assembly, 1,80 m
-34	86F2646	1	• Power Attachment Cord Assembly, 4,30 m
-46	14F1555	1	• Power Attachment Cord Assembly, 4,30 m
-49	14F1558	1	• Power Attachment Cord Assembly, 4,30 m
-54	14F1559	1	• Power Attachment Cord Assembly, 4,30 m
-A	58G5783	1	• IEC Power Cord Assembly, 2,50 m

Part Number Index

Part Number	Asm-Index	Page	Part Number	Asm-Index	Page
NONE	1-	3	34F1449	continued	
	2-	5		2-19	5
	3-	7	58G5691	1-13	3
	4-	9	58G5751	1-9	3
	5-	11	58G5752	3-1	7
	6-	13		3-3	7
03F7484	2-20	5		4-1	9
09F3004	2-14	5		4-3	9
	2-23	5	58G5753	1-17	3
09G3004	1-4	3	58G5755	3-5	7
14F1548	6-5	13	58G5763	3-7	7
14F1550	6-10	13	58G5766	3-9	7
14F1553	6-29	13		5-6	11
14F1554	6-18	13	58G5770	1-1	3
14F1555	6-46	13		2-7	5
14F1557	6-22	13	58G5772	2-8	5
14F1558	6-49	13	58G5775	5-1	11
14F1559	6-54	13	58G5783	6-A	13
14F1560	6-25	13	63F2448	2-4	5
14F1561	6-32	13	63F2459	5-3	11
1621197	1-16	3	6406240	2-9	5
	2-6	5		2-21	5
	2-11	5	6406241	2-2	5
	2-24	5	6494763	2-5	5
1621210	1-11	3	6495760	1-5	3
	2-3	5		1-7	3
1621212	1-6	3	6495763	1-10	3
	1-8	3	6495997	2-18	5
1621230	1-18	3		2-28	5
	3-6	7	6495999	2-16	5
	3-8	7		2-30	5
	5-2	11	6496002	2-15	5
1622348	1-19	3		2-29	5
1622405	1-20	3	6496006	1-3	3
1673983	1-14	3	6496007	2-1	5
	5-4	11	65X8879	2-17	5
1693573	2-10	5		2-27	5
	2-22	5	72F1023	1-12	3
17G5852	1-15	3	72F1250	2-12	5
	2-6A	5		2-25	5
	2-13	5	86F2645	6-34	13
	2-26	5	86F2646	6-34	13
	5-5	11			
2665527	3-2	7			
	3-4	7			
	4-2	9			
	4-4	9			
34F1449	1-2	3			

Readers' Comments — We'd Like to Hear from You

**3745 and 3746 Controller Expansion
Parts Catalog**

Publication No. S135-2014-02

Please send us your comments concerning this book. We will greatly appreciate them and will consider them for later releases of the present book.

If you prefer sending comments by FAX or electronically, use:

- FAX: 33 4 93 24 77 97
- E-mail: FRIBMQF5 at IBMMAIL
- IBM Internal Use: LGERCF at LGEPROFS
- Internet: rcf_lagaude@vnet.ibm.com

In advance, thank you.

Your comments:

Name

Address

Company or Organization

Phone No.



Fold and Tape

Please do not staple

Fold and Tape

PLACE
POSTAGE
STAMP
HERE

IBM France
Centre d'Etudes et Recherches
Service 0798 - BP 79
06610 La Gaude
France

Fold and Tape


Please do not staple

Fold and Tape



Part Number: 58G5784

Printed in Denmark by IBM Danmark A/S



S135-2014-02



58G5784

